

ENGLISH :- English Holiday Homework

1. "If Animals went to School"

- Imagine a school where all students are animals. Think about funny things that happen there. Write a funny classroom story. You may use the following clues:
 - lion — principal — monkeys — naughty — bear — always sleepy — mice — always hungry.....
- Also draw the classroom with the students.

2. Read the following from your 'Short Reads' book:

1. Country Mouse and City Mouse
 2. Pinocchio
 3. Aussie Dog
 4. On to Mars!
 5. Does Yellow Make You Smile?
- Complete the activities related to these, given at the back of the book.

3. Grammar Work

- Complete pages 31-36, 59-63, and 89-99 from '**Grammar Magic**' Book.

HINDI :- एक A4 शीट पर एक बड़े पेड़ का चित्र बनाएँ। पेड़ की टहनियों पर फल या फूलों की जगह, घर में की जाने वाली रोजमर्रा की क्रियाओं के चित्र चिपकाएँ या बनाएँ। हर चित्र के नीचे उस क्रिया का नाम लिखें, जैसे - खाना, पढ़ना, सोना, खेलना, नहाना आदि।

बच्चे पुरानी पत्रिकाओं या समाचार पत्रों से भी चित्र काटकर यहाँ 'कोलाज' बना सकते हैं।

MATHS :- 3D SHAPE COLLECTION BOX



Learning Objective


It is a box where you create and display different 3D shapes and label them. This helps you understand real life connect.

Materials Needed

1. Empty shoebox or small cardboard box
2. Coloured paper
3. Glue, scissors
4. Sketch pens

Shapes to Include - Select 4–6 simple shapes and 2 object of same shape from your surroundings:

1. Cube (like a dice  or lunch box)
2. Cuboid (like a book or pencil box)
3. Cylinder (like a can or water bottle)
4. Cone (like an ice cream or birthday cap)
5. Sphere (like a ball  or globe)

 Steps to Make

- Cover the shoebox with coloured paper
- Write title: "3D Shape Collection Box"
- Place different real life object and label the shapes

SCIENCE :- Mini Habitat Model Making

Activity: Create Your Own Habitat Model

Task: Create a mini model of any one habitat from the following:

- Water Habitat (pond, river, ocean)
- Desert Habitat
- Forest Habitat
- Farm Habitat

Instructions:

- Use a plastic box, shoebox, or cardboard as the base.
- Decorate your model using toys, cut-outs, printouts, trees, grass, sand, coloured paper, etc.
- Make your model neat, colourful, and creative.

Presentation:

- Place animals correctly according to their habitat.
- Add a label showing habitat name and names of 2–3 animals.

SOCIAL :- The holiday homework will be done on coloured art sheets. The work should be decorative and presentable using pictures.

- **Sub:** Social Studies
- **Heading:** "MY TRAVEL DIARY"

Roll No.	Topic: Any 2 States	Task
Roll no 1 - 10	Northern States	Describing their festivals and tourist attraction centers.
Roll no 11 - 20	Eastern States	Describing their festivals and tourist attraction centers.
Roll no 21 - 30	Southern States	Describing their festivals and tourist attraction centers.
Roll no 31 - 40	Western States	Describing their festivals and tourist attraction centers.

COMPUTER :- Draw and Colour any 2 Input devices. Think and answer the following questions.

- a) What would happen if your Computer had no keyboard?
- b) If you invent a new input device, what special work will it do ?
- c) Create a slogan for input devices. Ex-Input Devices help computer. Listen to us.

Note- Complete this work in computer notebook.

G.K. :-

